

# Welcome to the next level of your Great Start

## Learning Session 3

Watch the video to get started



Scroll down to get started with HearMax

## Discovering the HearMax App

In this session, you'll gain everything you need to start getting more out of your hearing aids with HearMax.

In this session, you'll learn how to:

- Download the HearMax App
- Sync Your Hearing Aids to Your Smartphone
- Use the HearMax Functions
- Use the Find My Hearing Aids Feature
- Control Your Hearing Aids with the HearMax App
- Make Phone Calls with Your Smartphone
- Stream Content to Your Hearing Aids



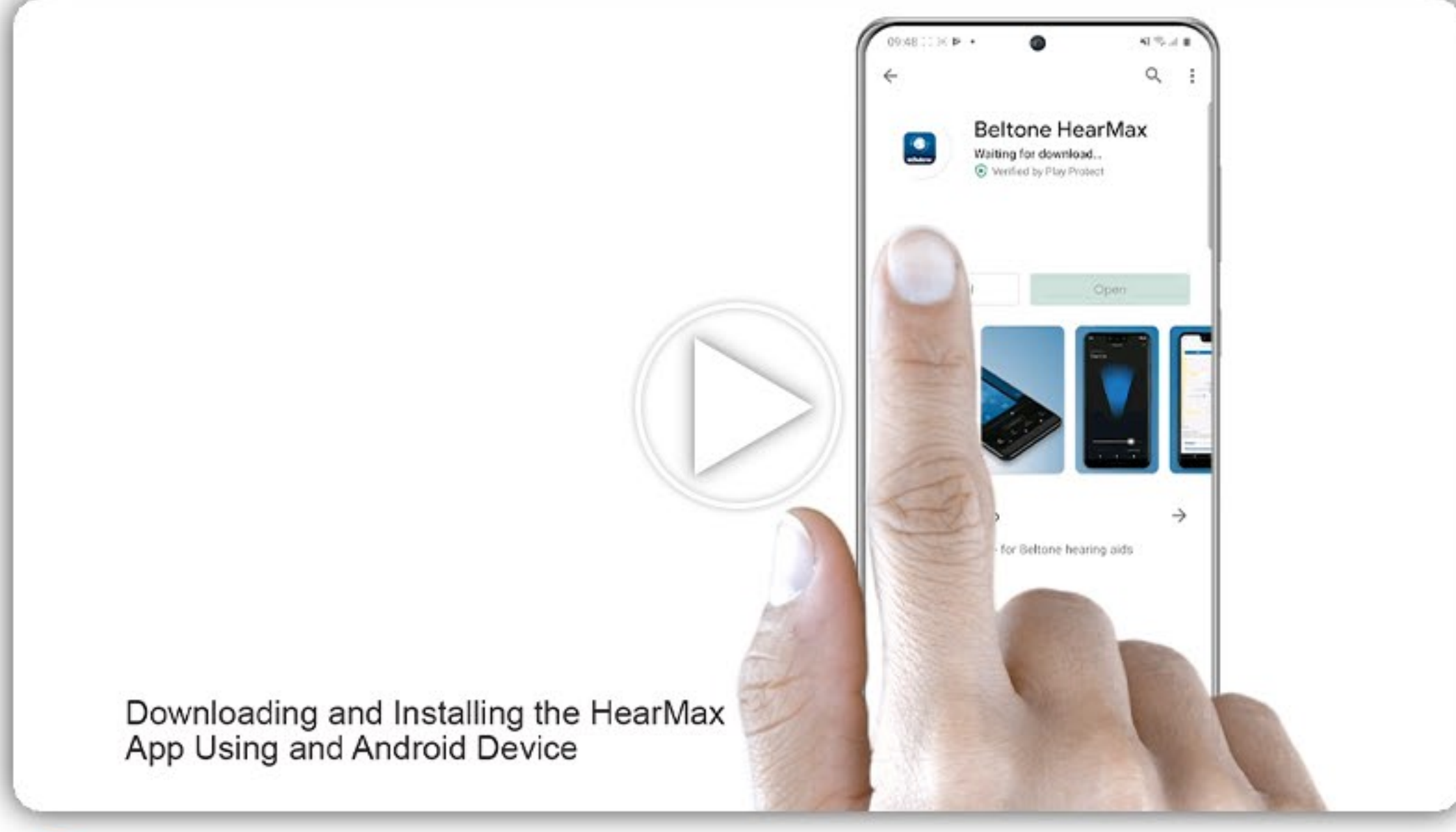
We recommend completing this guide on a computer or tablet so you can follow along on your smartphone as you progress through the guide.

Estimated Time for this Session: 8 - 10 min.

### Step 1 of 4

## Have you Downloaded the HearMax App?

If no, watch the video below. If yes, move on to Step 2.



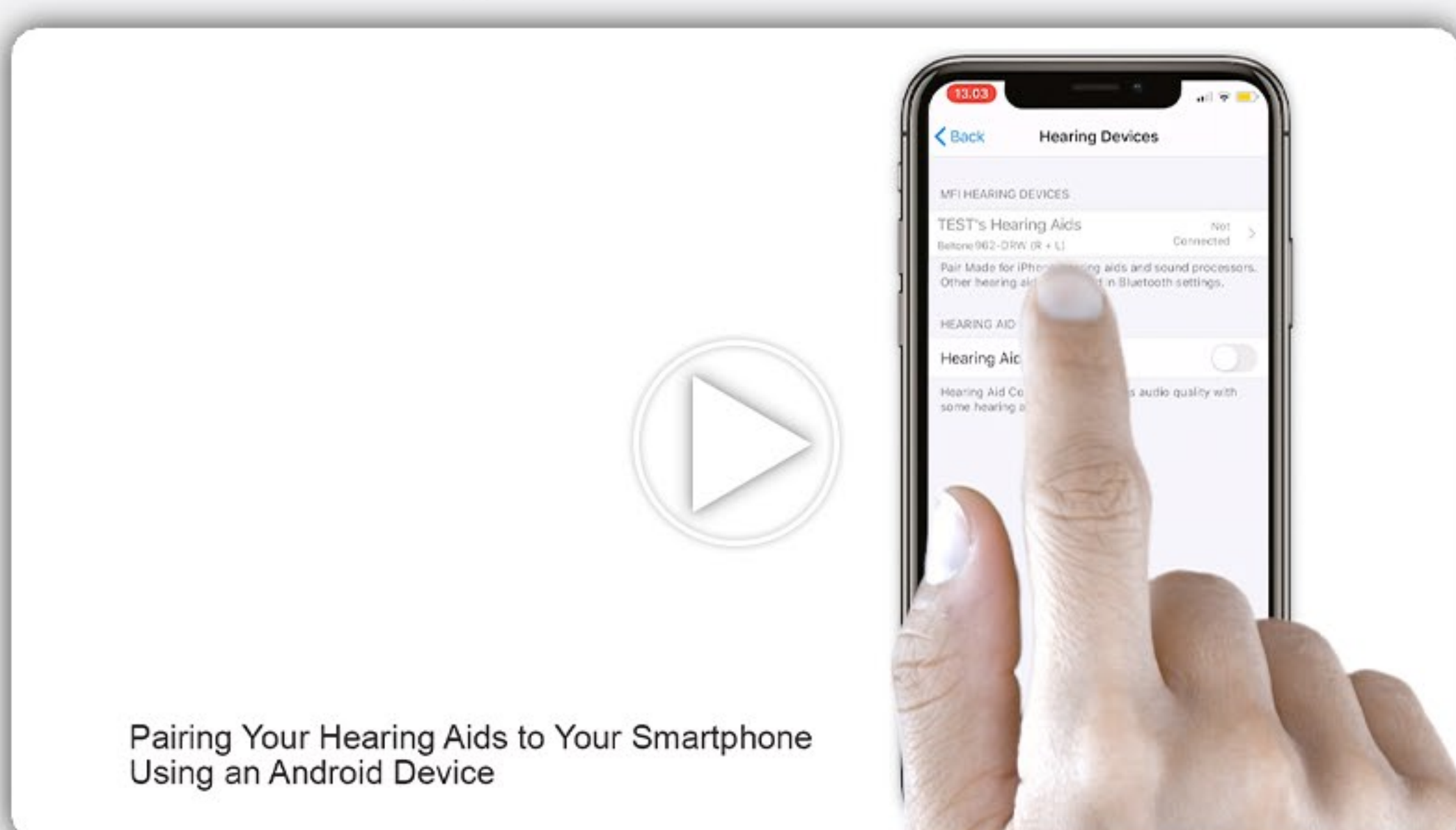
Follow Along Using Your Smartphone

Move on to Step 2

### Step 2 of 4

## Have You Paired Your Hearing Aids with your Smartphone?

If no, watch the video below. If yes, move on to Step 3.



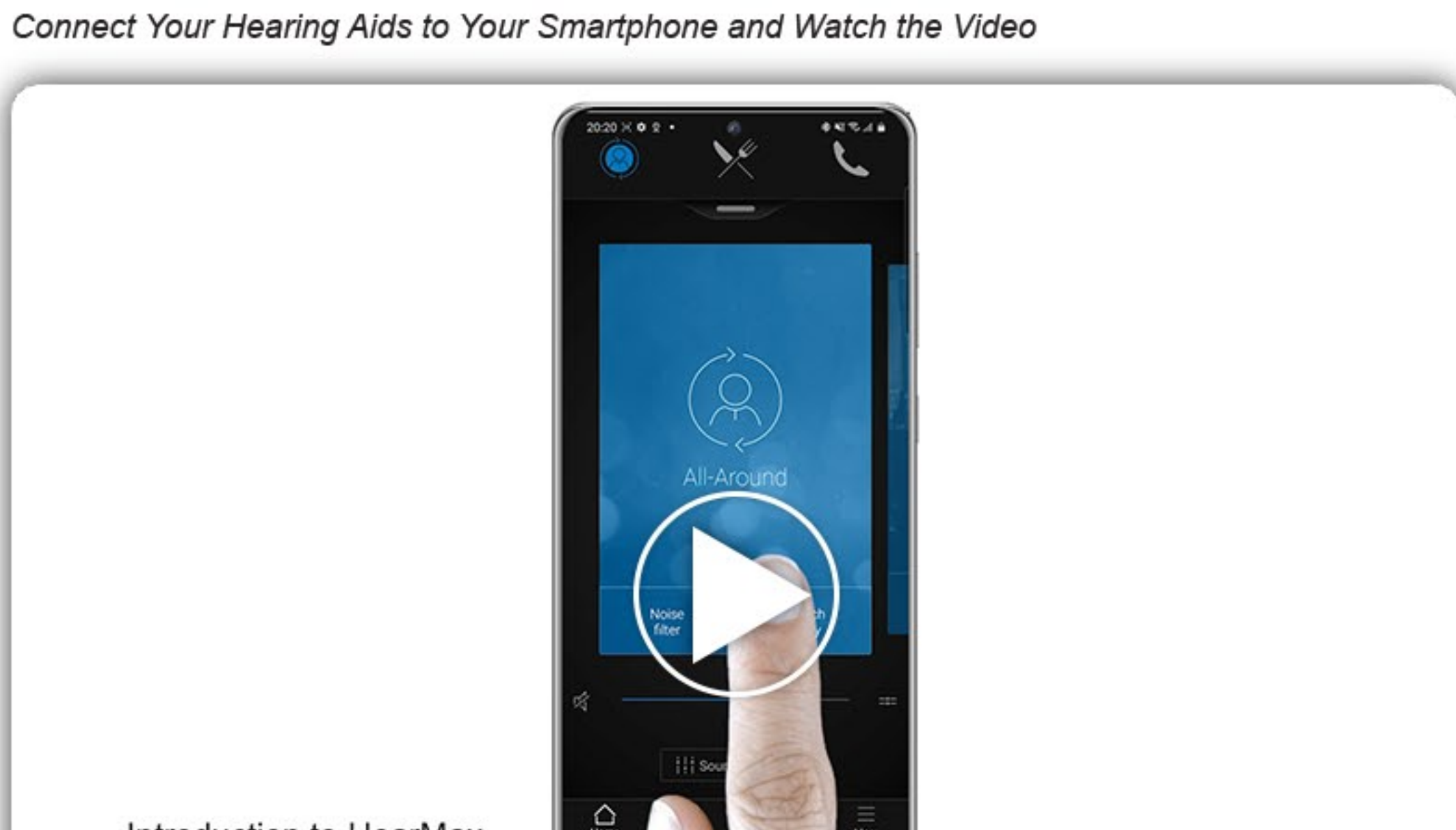
Follow Along Using Your Smartphone

Move on to Step 3

### Step 3 of 4

## Ready to See What the HearMax App Can Do?

Connect Your Hearing Aids to Your Smartphone and Watch the Video



If you'd prefer to have your Hearing Care Professional walk you through these steps, just call. Anyone at your local Beltone will be happy to help.

Move on to Step 4

### Step 4 of 4

## Making Phone Calls with Your Smartphone

### It's Automatic

Once your hearing aids are connected to your smartphone, any call you make or receive will automatically use your hearing aids as headphones. Using your hearing aids doesn't change how you make or receive calls with your smartphone.

### Just Be Sure To:

- Hold Your Smartphone in Front of You
- Speak Normally into the Microphone Located at the Bottom
- Your Hearing Aids will only Stream the Sound of Your Calls, but Not Your Own Voice

### About Ring Tones

When connected to your smartphone, your hearing aids will play the ringtone when you receive an incoming call, that is unless your phone is muted. The ring tone will play at the volume you've set on your phone. We recommend turning down the volume, as you'll hear it clearly through your hearing aids.

### Hands-Free Calls

Some Beltone hearing aids can be used as wireless headsets with hands-free phone and FaceTime calls for compatible iPhones and iPads. Simply tap the button on your hearing aids to answer calls.



Continue to finish this learning session